

Nashua Opioid Crisis Summary

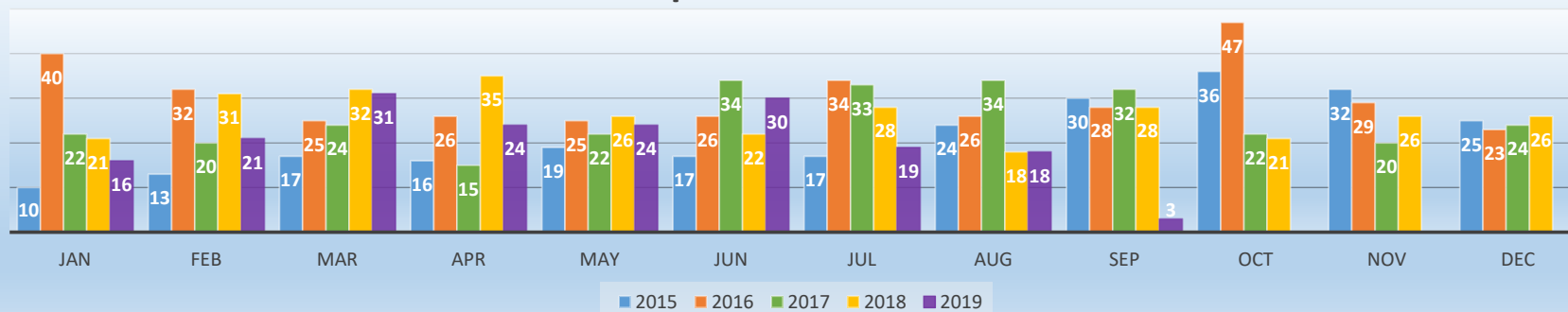
Change in Past 365 Days Compared to Previous 365 Days

-8% Decrease in Total Overdoses

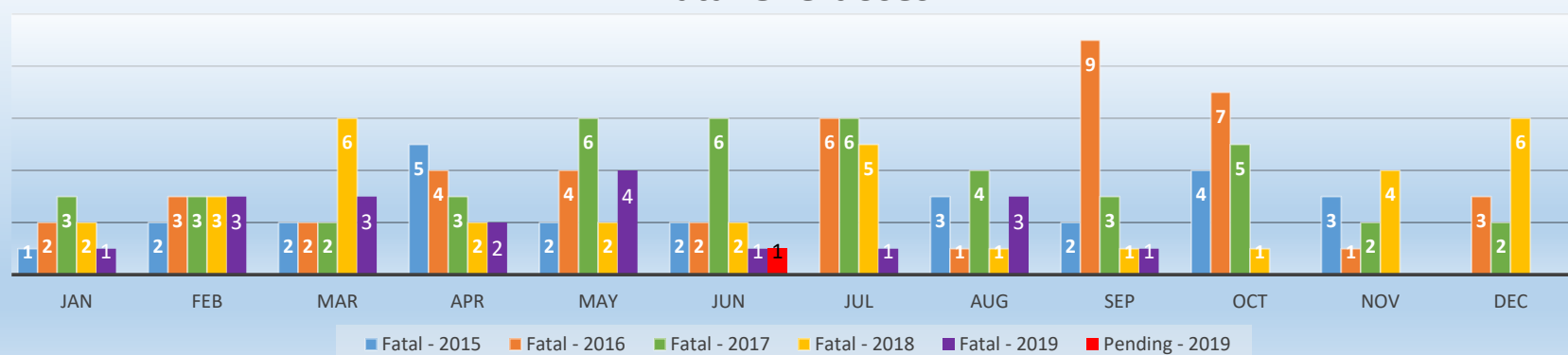
-6% Decrease in Fatal Overdoses (Includes Pending)

2015	2016	2017	2018	2019	All Years
Total ODs 256	Total ODs 361	Total ODs 302	Total ODs 314	Total ODs 184	Total ODs 1417
Fatalities 26	Fatalities 44	Fatalities 45	Fatalities 35	Fatalities 19	Fatalities 169
Pending 0	Pending 0	Pending 0	Pending 0	Pending 0	Pending 0
Fatality % 10%	Fatality % 12%	Fatality % 15%	Fatality % 11%	Fatality % 10%	Fatality % 12%
Narcan (mg) 720	Narcan (mg) 997	Narcan (mg) 766	Narcan (mg) 841	Narcan (mg) 600	Narcan (mg) 3923

Suspected Overdoses

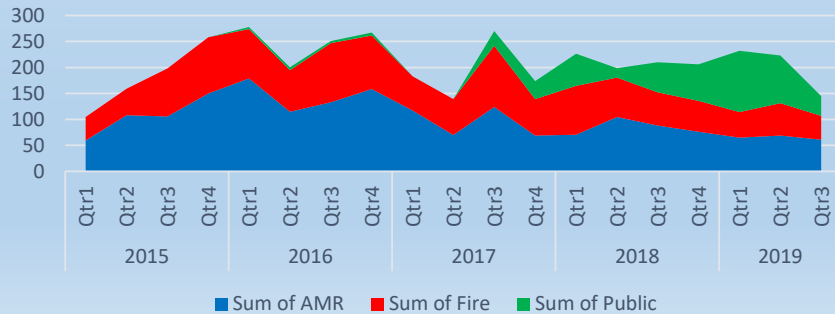


Fatal Overdoses

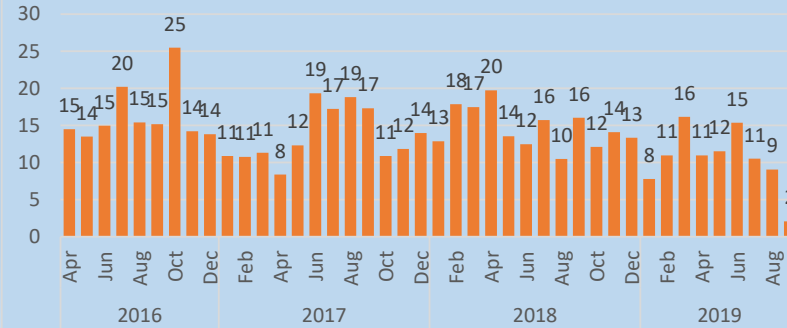


Data as of 9/6/2019

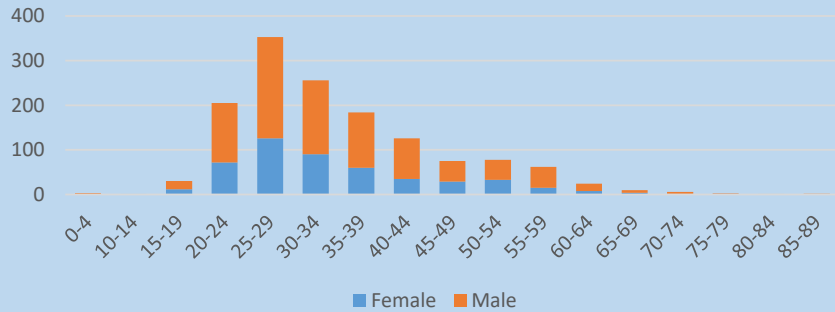
Milligrams of Narcan by Source



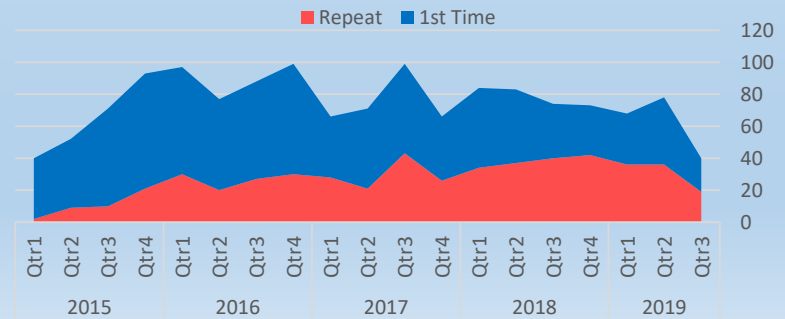
Committed Ambulance Unit Hours



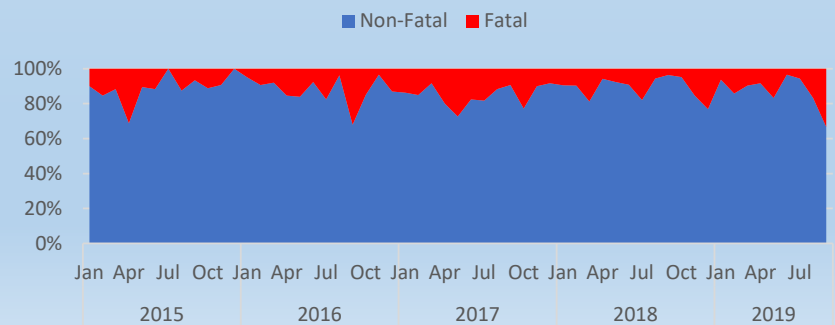
OD - Age / Gender



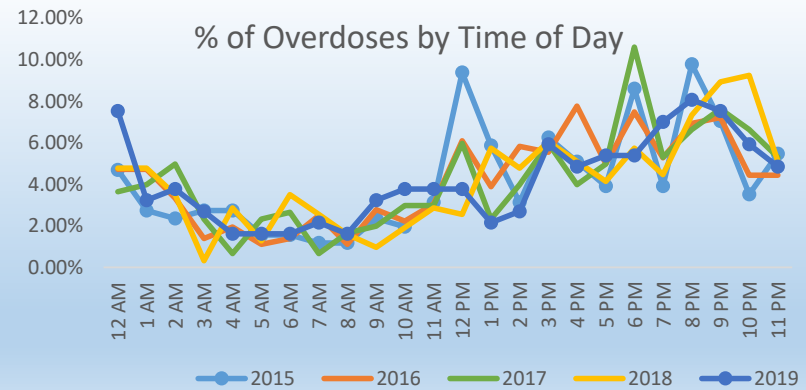
OD - 1st Time Patient vs Repeat



Percentage of Fatal Overdoses



% of Overdoses by Time of Day





Nashua Opioid Crisis Summary

Line	Gateway to Recovery Statistics	2016	2017	Q1 2018	Q2 2018	Q3 2018	Q4 2018	Q1 2019	Q2 2019	Q3 2019	Overall	
1	Number of Walk-In Requests for Safe Station:	51	1301	315	278	346	270	291	174	100	3,126	
2	Average SafeStation Contacts Per Day	1.21	3.56	3.50	3.05	3.76	2.93	3.23	1.91	1.48	3.06	
3	Number of Participants Taken to Substance Misuse Treatment Facility:	45	1153	293	245	306	221	237	133	74	2,707	
4	Number of Participants Taken to a Hospital Emergency Department:	5	130	21	32	38	47	54	37	26	390	
5	SJH	0	65	10	16	15	19	24	20	14	183	
6	SNHMC	5	65	11	16	23	28	30	17	12	207	
7	Percent of Participant Requiring Transport to Hospital ED:	10%	10%	7%	12%	11%	17%	19%	21%	26%	12%	
8	Average Number of Minutes AMR / Fire Companies "Not Available":	14.3	11.1	9.9	8.9	8.7	9.0	9.7	8.9	8.5	10.0	
9	Number of UNIQUE Participants to Nashua SafeStation:	45	237	237	218	268	204	217	142	86	1737	
10	Number of Repeat Participant visits to SafeStation:	15	673	173	163	199	174	178	96	38	1,709	
11	Gender Breakdown	Male	31	905	220	203	250	195	218	134	79	2,235
12		Female	20	396	95	75	96	74	73	40	21	890
13	Number of Unique Participants Seen in both City's SafeStation Program:										516	
14	Number of Unique Nashua Participants Who Overdosed Prior to Entry into SafeStation:										349	
15	Number of Unique Nashua Participants Who Overdosed After Entry SafeStation:										126	
16	Total Number of Nashua Participant Overdoses Prior to Entry into SafeStation:										633	
17	Total Number of Nashua Participant Overdoses After Entry SafeStation:										311	
18	Number of Fatal Overdoses after Patient Entered Nashua SafeStation:										12	
Station Summary												
19	Fire Alarm	3	62	5	11	18	9	6	7	4	125	
20	Station 1	21	454	123	101	141	105	93	42	1	1,081	
21	Station 2	2	236	73	41	44	35	47	11	0	489	
22	Station 3	0	32	7	9	8	4	5	5	0	70	
23	Station 4	24	470	98	106	127	112	134	34	1	1,106	
24	Station 5	1	27	7	4	3	2	5	1	0	50	
25	Station 6	0	17	2	6	5	3	1	1	0	35	
26												
27												
28												

Data as of 9/6/2019



Nashua Opioid Crisis Summary

Communities Served By The Nashua SafeStation Program

Community	Count	Community	Count	Community	Count	Community	Count
Nashua, NH	1333	WINDHAM, NH	9	PETERBOROUGH, NH	4	BRENTWOOD, NH	2
Homeless	483	HOLLIS, NH	8	Tyngsboro, MA	4	FITCHBURG, MA	2
MANCHESTER, NH	268	DEERFIELD, NH	8	BOSTON, MA	4	WORCESTER, MA	2
HUDSON, NH	141	KEENE, NH	8	Westford, MA	3	Penacook, NH	2
MILFORD, NH	81	BEDFORD, NH	7	ALTON, NH	3	LEBANON, ME	2
MERRIMACK, NH	50	PLAISTOW, NH	7	HANCOCK, NH	3	TROY, NH	2
ROCHESTER, NH	40	SOMERSWORTH, NH	7	PEMBROOK, NH	3	BRISTOL, NH	2
DERRY, NH	40	GOFFSTOWN, NH	7	WOLFEBORO, NH	3	ATKINSON, NH	2
CONCORD, NH	31	NORTHFIELD, NH	6	KINGSTON, NH	3	Gilmanton, NH	2
LACONIA, NH	30	BOSCAWEN, NH	6	NORTH HAVERHILL, NH	3	WHITEFIELD, NH	2
LITCHFIELD, NH	26	ALLENSTOWN, NH	6	RAYMOND, NH	3	Melrose, MA	2
SALEM, NH	22	PORTSMOUTH, NH	5	LAWRENCE, MA	3	East Hampsted, NH	2
PELHAM, NH	19	CONWAY, NH	5	Rindge, NH	3	MEREDITH, NH	2
LONDONDERRY, NH	17	SANBORNTON, NH	5	DRACUT, MA	3	PITTSFIELD, NH	2
FRANKLIN, NH	16	DUNBARTON, NH	5	CAMPTON, NH	3	Machester, NH	1
WILTON, NH	15	BELMONT, NH	5	New Market, NH	3	Gloucester, MA	1
BROOKLINE, NH	14	HAMPTON, NH	5	NEW BOSTON, NH	3	New York, NY	1
AMHERST, NH	13	Chester, NH	5	EPSOM, NH	3	DALTON, NH	1
TILTON, NH	12	PEMBROKE, NH	5	NEWTON, NH	3	Dumner, NH	1
DOVER, NH	12	SANDOWN, NH	5	Winthrop, MA	3	Louisville, KY	1
Unknown	11	Pepperell, MA	5	TEWKSBURY, MA	2	Winchester, MA	1
BERLIN, NH	11	CLAREMONT, NH	5	WINCHESTER, NH	2	DUBLIN, NH	1
LOWELL, MA	11	HAVERHILL, MA	5	AUBURN, NH	2	Woodsville, NH	1
GILFORD, NH	10	PLYMOUTH, NH	5	EXETER, NH	2	MADBURY, NH	1
OSSIPEE, NH	10	LITTLETON, NH	5	FREMONT, NH	2	DEERING, NH	1
GREENFIELD, NH	10	EPPING, NH	4	LINCOLN, NH	2	QUINCY, MA	1
NEW IPSWICH, NH	10	HAMPSTEAD, NH	4	LUNENBURG, MA	2	Philadephia, PA	1
JAFFREY, NH	9	TEMPLE, NH	4	Billerica, MA	2	Berkley, MA	1
HOOKSETT, NH	9	Greenville, NH	4	BARRINGTON, NH	2	AYER, MA	1
DURHAM, NH	9	LANCASTER, NH	4	FARMINGTON, NH	2	MASON, NH	1

Data as of 9/6/2019